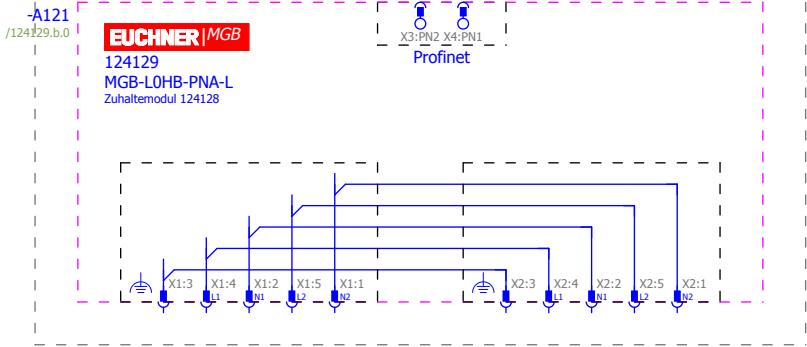
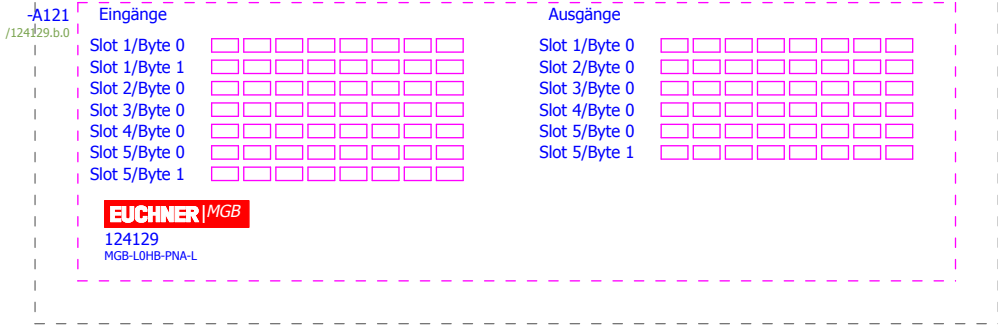


EUC\MGB\MGB_PNA_L0_L_121909.ema
Variant A
Multi-line
V1.0
==Safety=



EUC\MGB\MGB_PNA_L0_L_121909.ema
Variant B
Multi-line
V1.0
==Safety=



-A121
/124129.a.1
/124129.a.1

Eingänge

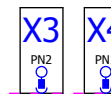
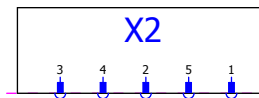
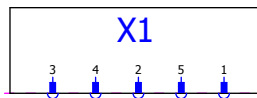
Busmodul	Slot 1 / Byte 0		Diagnosemodul	Slot 4 / Byte 0	
	E1919.0	<input type="checkbox"/> S90 Taster		E1923.0	<input type="checkbox"/> Meldung liegt an. Profisafe
	E1919.1	<input type="checkbox"/> n.c.		E1923.1	<input type="checkbox"/> Meldung 274(4)
	E1919.2	<input type="checkbox"/> n.c.		E1923.2	<input type="checkbox"/> Meldung 272(1) oder 273(1)
	E1919.3	<input type="checkbox"/> n.c.		E1923.3	<input type="checkbox"/> n.c.
	E1919.4	<input type="checkbox"/> n.c.		E1923.4	<input type="checkbox"/> n.c.
	E1919.5	<input type="checkbox"/> S95 Taster		E1923.5	<input type="checkbox"/> n.c.
	E1919.6	<input type="checkbox"/> n.c.		E1923.6	<input type="checkbox"/> n.c.
	E1919.7	<input type="checkbox"/> n.c.		E1923.7	<input type="checkbox"/> Meldung 274(1)
	Not-Halt	Slot 1 / Byte 1		PROFIsafe	Slot 5 / Byte 0
E1920.0		<input type="checkbox"/> n.c.	E1924.0		<input type="checkbox"/> Not-Halt
E1920.1		<input type="checkbox"/> n.c.	E1924.1		<input type="checkbox"/> n.c.
E1920.2		<input type="checkbox"/> n.c.	E1924.2		<input type="checkbox"/> T (Türstellung)
E1920.3		<input type="checkbox"/> n.c.	E1924.3		<input type="checkbox"/> R (Riegelstellung)
E1920.4		<input type="checkbox"/> n.c.	E1924.4		<input type="checkbox"/> n.c.
E1920.5		<input type="checkbox"/> n.c.	E1924.5		<input type="checkbox"/> n.c.
E1920.6		<input type="checkbox"/> n.c.	E1924.6		<input type="checkbox"/> n.c.
Auswertemodul	Slot 2 / Byte 0			Slot 5 / Byte 1	
	E1921.0	<input type="checkbox"/> S93 Not-Halt-Schaltung		E1925.0	<input type="checkbox"/> SK (T UND R)
	E1921.1	<input type="checkbox"/> n.c.		E1925.1	<input type="checkbox"/> n.c.
	E1921.2	<input type="checkbox"/> n.c.		E1925.2	<input type="checkbox"/> n.c.
	E1921.3	<input type="checkbox"/> n.c.		E1925.3	<input type="checkbox"/> n.c.
	E1921.4	<input type="checkbox"/> n.c.		E1925.4	<input type="checkbox"/> n.c.
	E1921.5	<input type="checkbox"/> n.c.		E1925.5	<input type="checkbox"/> n.c.
Auswertemodul	Slot 3 / Byte 0				
	E1922.0	<input type="checkbox"/> T (Türstellung)			
	E1922.1	<input type="checkbox"/> R (Riegelstellung)			
	E1922.2	<input type="checkbox"/> n.c.			
	E1922.3	<input type="checkbox"/> n.c.			
	E1922.4	<input type="checkbox"/> n.c.			
	E1922.5	<input type="checkbox"/> n.c.			
	E1922.6	<input type="checkbox"/> SK (T UND R)			
	E1922.7		<input type="checkbox"/> n.c.		



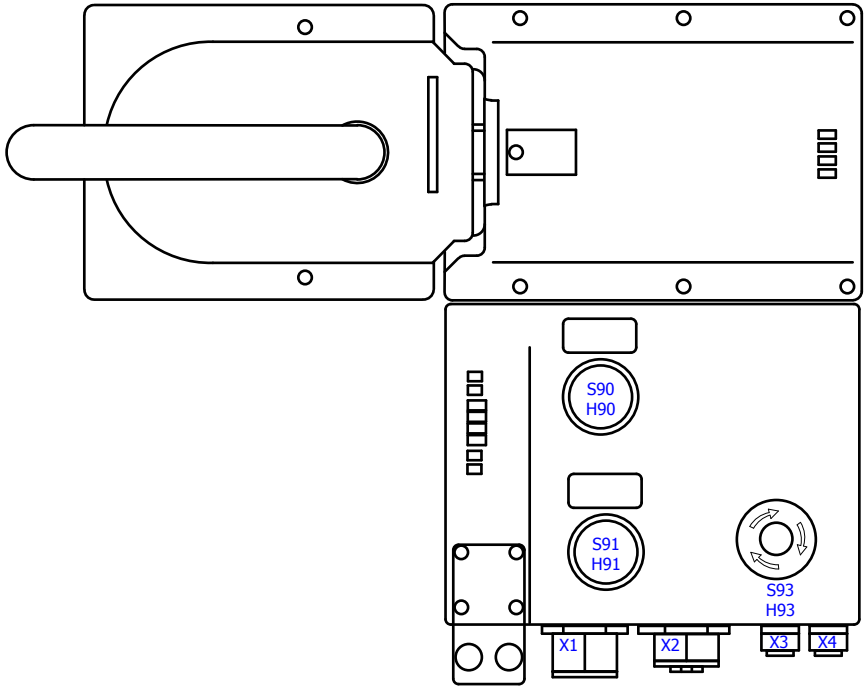
124129
MGB-LOHB-PNA-L
Zuhaltmodul 124128

Ausgänge

Busmodul	Slot 1 / Byte 0	A1697.0 <input type="checkbox"/> LED; H90	Diagnosemodul	Slot 4 / Byte 0	A1700.0 <input type="checkbox"/> Gerätediagnose: Meldung quittieren
	A1697.1 <input type="checkbox"/> n.c.	A1700.1 <input type="checkbox"/> Reset MGB Zuhaltmodul: Meldung quittieren			
	A1697.2 <input type="checkbox"/> n.c.	A1700.2 <input type="checkbox"/> n.c.			
	A1697.3 <input type="checkbox"/> n.c.	A1700.3 <input type="checkbox"/> n.c.			
	A1697.4 <input type="checkbox"/> n.c.	A1700.4 <input type="checkbox"/> n.c.			
	A1697.5 <input type="checkbox"/> LED; H95	A1700.5 <input type="checkbox"/> n.c.			
	A1697.6 <input type="checkbox"/> n.c.	A1700.6 <input type="checkbox"/> n.c.			
	A1697.7 <input type="checkbox"/> n.c.	A1700.7 <input type="checkbox"/> n.c.			
Not-Halt	Slot 2 / Byte 0	A1698.0 <input type="checkbox"/> LED; H93	PROFIsafe	Slot 5 / Byte 0	A1701.0 <input type="checkbox"/> n.c.
	A1698.1 <input type="checkbox"/> n.c.	A1701.1 <input type="checkbox"/> n.c.			
	A1698.2 <input type="checkbox"/> n.c.	A1701.2 <input type="checkbox"/> n.c.			
	A1698.3 <input type="checkbox"/> n.c.	A1701.3 <input type="checkbox"/> n.c.			
	A1698.4 <input type="checkbox"/> n.c.	A1701.4 <input type="checkbox"/> n.c.			
	A1698.5 <input type="checkbox"/> n.c.	A1701.5 <input type="checkbox"/> n.c.			
	A1698.6 <input type="checkbox"/> n.c.	A1701.6 <input type="checkbox"/> n.c.			
	A1698.7 <input type="checkbox"/> n.c.	A1701.7 <input type="checkbox"/> n.c.			
Auswertemodul	Slot 3 / Byte 0	A1699.0 <input type="checkbox"/> n.c.			
	A1699.1 <input type="checkbox"/> n.c.				
	A1699.2 <input type="checkbox"/> n.c.				
	A1699.3 <input type="checkbox"/> n.c.				
	A1699.4 <input type="checkbox"/> n.c.				
	A1699.5 <input type="checkbox"/> n.c.				
	A1699.6 <input type="checkbox"/> n.c.				
	A1699.7 <input type="checkbox"/> n.c.				



EUC\MGB\MGB_PNA_L0_L_121909.ema
Variant B
Overview
V1.0
==Safety==Safety_systems++MGB_PN+PNA-121909/124129.c



			Datum	14.04.16	<div>EUCHNER</div>		Artikelnummer:	124129.c	Typ: Eplan Makro	= Safety_systems	
			Bearb.	avara					++ MGB_PN		
			Gepr								
Änderung	Datum	Name	Urspr		Ersatz von	Ersetzt durch					