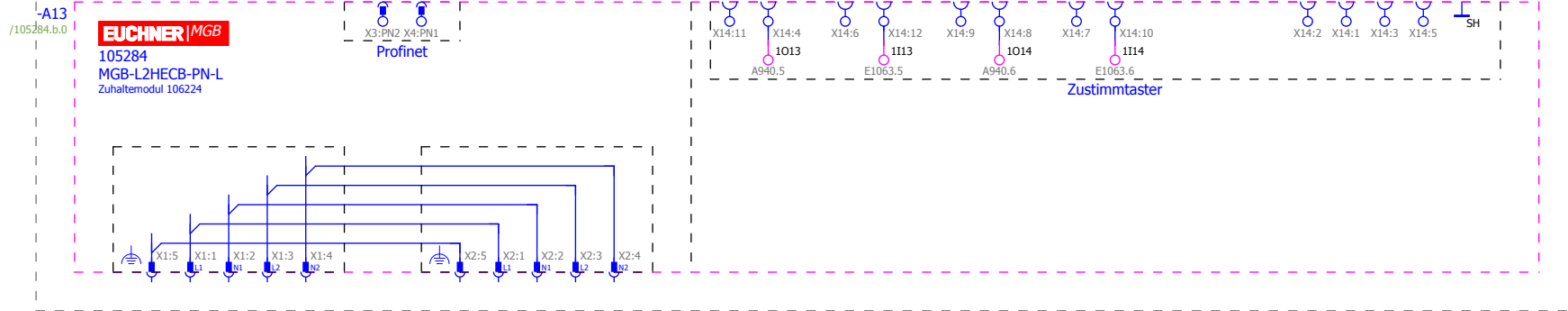
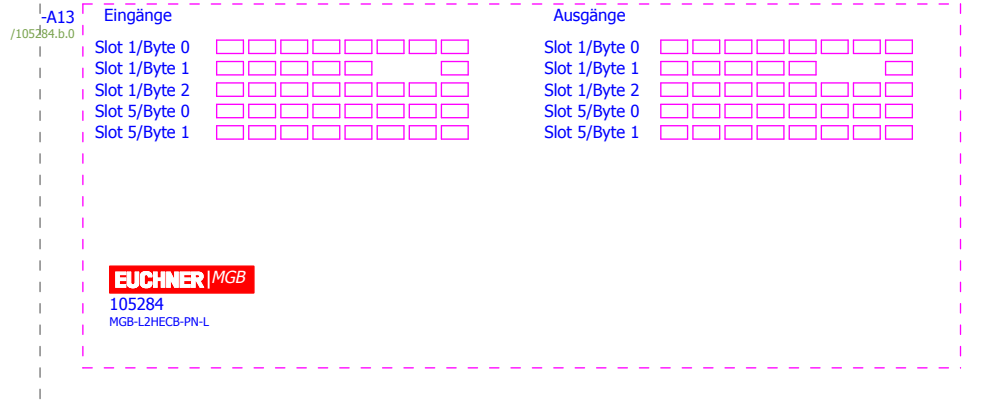


EUC\MGB\MGB_PN_L_116265.ema
Variant A
Multi-line
V2.0
==Safety=Safety_systems++MGB_PN+PN-116265/105284.a



EUC\MGB\MGB_PN_L_116265.ema
Variant B
Multi-line
V2.0
==Safety=Safety_systems++MGB_PN+PN-116265/105284.a



A13
/105284.a.1
/105284.a.1

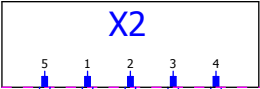
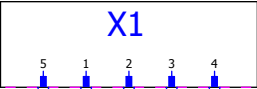
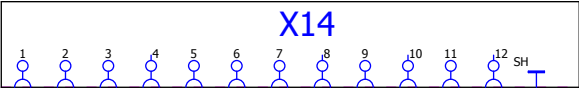
Eingänge

| | | | |
|------------------------------|--|-----------|--|
| Bedien. + Auswertemodul | Slot 1 / Byte 0 | PROFIsafe | Slot 5 / Byte 0 |
| | E1062.0 <input type="checkbox"/> S1 Taster | | E1065.0 <input type="checkbox"/> Not-Halt |
| | E1062.1 <input type="checkbox"/> S2 Taster | | E1065.1 <input type="checkbox"/> Zustimmungstaster |
| | E1062.2 <input type="checkbox"/> S3 Taster | | E1065.2 <input type="checkbox"/> T (Türstellung) |
| | E1062.3 <input type="checkbox"/> S4 Taster | | E1065.3 <input type="checkbox"/> R (Riegelstellung) |
| | E1062.4 <input type="checkbox"/> S5 Taster | | E1065.4 <input type="checkbox"/> Z (Zuhaltung) |
| | E1062.5 <input type="checkbox"/> S6 Taster | | E1065.5 <input type="checkbox"/> S13.1 Betriebsartenwahlschalter |
| | E1062.6 <input type="checkbox"/> n.c. | | E1065.6 <input type="checkbox"/> S13.2 Betriebsartenwahlschalter |
| | E1062.7 <input type="checkbox"/> S8 Taster | | E1065.7 <input type="checkbox"/> S13.3 Betriebsartenwahlschalter |
| Busmodul + Zustimmungstaster | Slot 1 / Byte 1 | | Slot 5 / Byte 1 |
| | E1063.0 <input type="checkbox"/> n.c. | | E1066.0 <input type="checkbox"/> SK (T UND R) |
| | E1063.1 <input type="checkbox"/> n.c. | | E1066.1 <input type="checkbox"/> ÜK (T UND R UND Z) |
| | E1063.2 <input type="checkbox"/> n.c. | | E1066.2 <input type="checkbox"/> n.c. |
| | E1063.3 <input type="checkbox"/> S12 Taster | | E1066.3 <input type="checkbox"/> n.c. |
| | E1063.4 <input type="checkbox"/> n.c. | | E1066.4 <input type="checkbox"/> n.c. |
| | E1063.5 <input type="checkbox"/> Zustimmungstaster Taste + | | E1066.5 <input type="checkbox"/> n.c. |
| Diagnosemodul | E1063.6 <input type="checkbox"/> Zustimmungstaster Taste - | | E1066.6 <input type="checkbox"/> n.c. |
| | E1063.7 <input type="checkbox"/> Zustimmungstaster Haltererkennung | | E1066.7 <input type="checkbox"/> S12 (nicht sicher) |
| | Slot 1 / Byte 2 | | |
| | E1064.0 <input type="checkbox"/> Meldung liegt an. Profisafe | | |
| | E1064.1 <input type="checkbox"/> Meldung 274(4) | | |
| | E1064.2 <input type="checkbox"/> Meldung 272(1) oder 273(1) | | |
| | E1064.3 <input type="checkbox"/> Meldung 272(2) oder 273(2) | | |
| | E1064.4 <input type="checkbox"/> Meldung 272(6) oder 273(6) | | |
| | E1064.5 <input type="checkbox"/> n.c. | | |
| | E1064.6 <input type="checkbox"/> n.c. | | |
| | E1064.7 <input type="checkbox"/> Meldung 274(1) | | |

Ausgänge

| | | | |
|------------------------------|--|-----------|--|
| Bedien. + Auswertemodul | Slot 1 / Byte 0 | PROFIsafe | Slot 5 / Byte 0 |
| | A939.0 <input type="checkbox"/> LED; H1 | | A942.0 <input type="checkbox"/> Zuhaltemagnet - Steuerspannung ein |
| | A939.1 <input type="checkbox"/> LED; H2 | | A942.1 <input type="checkbox"/> n.c. |
| | A939.2 <input type="checkbox"/> LED; H3 | | A942.2 <input type="checkbox"/> n.c. |
| | A939.3 <input type="checkbox"/> LED; H4 | | A942.3 <input type="checkbox"/> n.c. |
| | A939.4 <input type="checkbox"/> LED; H5 | | A942.4 <input type="checkbox"/> n.c. |
| | A939.5 <input type="checkbox"/> LED; H6 | | A942.5 <input type="checkbox"/> n.c. |
| | A939.6 <input type="checkbox"/> n.c. | | A942.6 <input type="checkbox"/> n.c. |
| | A939.7 <input type="checkbox"/> LED; H8 | | A942.7 <input type="checkbox"/> n.c. |
| Busmodul + Zustimmungstaster | Slot 1 / Byte 1 | | Slot 5 / Byte 1 |
| | A940.0 <input type="checkbox"/> n.c. | | A943.0 <input type="checkbox"/> n.c. |
| | A940.1 <input type="checkbox"/> n.c. | | A943.1 <input type="checkbox"/> n.c. |
| | A940.2 <input type="checkbox"/> LED; H11 | | A943.2 <input type="checkbox"/> n.c. |
| | A940.3 <input type="checkbox"/> LED; H12 | | A943.3 <input type="checkbox"/> n.c. |
| | A940.4 <input type="checkbox"/> n.c. | | A943.4 <input type="checkbox"/> n.c. |
| | A940.5 <input type="checkbox"/> Zustimmungstaster Beleuchtung für Taste + | | A943.5 <input type="checkbox"/> n.c. |
| Diagnosemodul | A940.6 <input type="checkbox"/> Zustimmungstaster Beleuchtung für Taste - | | A943.6 <input type="checkbox"/> n.c. |
| | A940.7 <input type="checkbox"/> Zuhaltemagnet | | A943.7 <input type="checkbox"/> n.c. |
| | Slot 1 / Byte 2 | | |
| | A941.0 <input type="checkbox"/> Gerätediagnose: Meldung quittieren | | |
| | A941.1 <input type="checkbox"/> Reset MGB Zuhaltemodul: Meldung quittieren | | |
| | A941.2 <input type="checkbox"/> n.c. | | |
| | A941.3 <input type="checkbox"/> n.c. | | |
| | A941.4 <input type="checkbox"/> n.c. | | |
| | A941.5 <input type="checkbox"/> n.c. | | |
| | A941.6 <input type="checkbox"/> n.c. | | |
| | A941.7 <input type="checkbox"/> n.c. | | |

EUCHNERMGB
105284
MGB-L2HECB-PN-L
Zuhaltemodul 106224



EUC\MGB\MGB_PN_L_116265.ema
Variant B
Overview
V2.0
==Safety=Safety_systems++MGB_PN+PN-116265/105284.c

